

SNAPSHOT

CHILD CARE AND THE TENNESSEE ECONOMY

Child care is a key support for the Tennessee workforce.




19% of adults in Tennessee have young children. That's approximately **539,000** people.

Child care is necessary for single parents to work.





29% of Tennessee mothers with young children and **16%** of Tennessee fathers with young children are single parents.

Young parenthood boosts men's workforce participation but lessens women's workforce participation.



68% of Tennessee women with young children and **74%** of Tennessee women with no minor children participate in the labor force.

Corresponding figures are **96%** and **84%**, respectively, for Tennessee men.



High child care costs challenge families with young children.



\$8,700 =
per child per
year on average



8% of median
income for Tennessee
households with a
young child

Despite high care costs, child care workers earn less than the typical Tennessee worker.



The **median hourly wage** of a Tennessee child care worker is **\$13.12**, and the **median for all workers** is **\$21.07**.

NOTES: Statistics are based on prime-age civilian adults ages 25 to 54. Adults are considered parents when a biological child, stepchild or adopted child under 18 is living with them. Young children are defined as ages 0 to 5. Single is defined as separated, divorced, widowed or never married. Average cost is rounded to the nearest hundred. Wage statistics include all full-time workers in a category, regardless of age. The U.S. Department of Health and Human Services' definition of affordable child care is no more than 7% of household income. Statistics on child care costs and worker wages are based on center-based care and omit subsidies. See Moosavian (2021) for the effect of parenthood on labor force participation.

SOURCES: U.S. Census Bureau Current Population Survey via IPUMS CPS (2023-24), U.S. Census Bureau American Community Survey via IPUMS USA (2021-23), Child Care Technical Assistance Network, U.S. Bureau of Labor Statistics Occupational Employment and Wage Statistics (2023).



FEDERAL RESERVE BANK
of ST. LOUIS